

## LITHIUM MANGANESE DIOXIDE BATTERY

### Safety Instructions

This battery contains lithium, organic solvents, and other combustible materials. For this reason, improper handling of the battery could lead to distortion, leakage\*, overheating, explosion, or fire, causing bodily injury or equipment trouble. Please observe the following instructions to prevent accidents.

(\* Leakage is defined as the unintentional escape of a liquid from a battery.)

### ⚠ Warnings — Handling

#### ■ Never swallow.

Always keep the battery out of the reach of infants and young children to prevent it from being swallowed. If swallowed, consult a physician immediately.

#### ■ Never charge.

The battery is not designed to be charged by any other electrical source. Charging could generate gas and internal short-circuiting, leading to distortion, leakage, overheating, explosion, or fire.

#### ■ Never heat.

Heating the battery to more than 100 deg. C\* could increase the internal pressure, causing distortion, leakage, overheating, explosion, or fire. (\* Consult Maxell regarding heat resistant coin type lithium manganese dioxide batteries.)

#### ■ Never expose to open flames.

Exposing to flames could cause the lithium metal to melt, causing the battery to catch on fire and explode.

#### ■ Never disassemble the battery.

Do not disassemble the battery, because the separator or gasket could be damaged, leading to distortion, leakage, overheating, explosion, or fire.

#### ■ Never reverse the positive and negative terminals when mounting.

Improper mounting of the battery could lead to short-circuiting, charging or forced-discharging. This could cause distortion, leakage, overheating, explosion, or fire.

#### ■ Never short-circuit the battery.

Do not allow the positive and negative terminals to short-circuit. Never carry or store the battery with metal objects such as a necklace or a hairpin. Do not take multiple batteries out of the package and pile or mix them when storing. Otherwise, this could lead to distortion, leakage, overheating, explosion, or fire.

#### ■ Never weld the terminals or weld a wire to the body of the battery directly.

The heat of welding or soldering could cause the lithium to melt, or cause damage to the insulating material in the battery. This could cause distortion, leakage, overheating, explosion, or fire. When soldering the battery directly to equipment, solder only the tabs or leads. Even then, the temperature of the soldering iron must be below 350 deg. C and the soldering time less than 5 seconds. Do not use a soldering bath, because the circuit board with battery attached could stop moving or the battery could drop into the bath. Moreover do not use excessive solder, because the solder could flow to unwanted portions of the board, leading to a short-circuit or charging of the battery.

#### ■ Never use different batteries together.

Using different batteries together, i.e. different type or used and new or different manufacturer could cause distortion, leakage, overheating, explosion, or fire because of the differences in battery property. If using two or more batteries connected in series or in parallel even same batteries, please consult with Maxell before using.

#### ■ Never allow liquid leaking from the battery to get in your eyes or mouth.

Because this liquid could cause serious damage, if it does come in contact with your eyes, flush them immediately with plenty of water and consult a physician. Likewise, if the liquid gets in your mouth, rinse immediately with plenty of water and consult a physician.

#### ■ Keep leaking batteries away from fire.

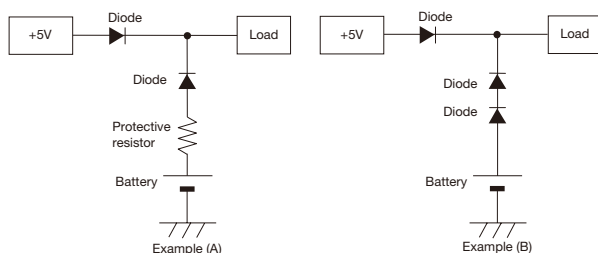
If leakage is suspected or you detect a strong odor, keep the battery away from fire, because the leaked liquid could catch on fire.

#### ■ Never touch the battery electrodes.

Do not allow the battery electrodes to come in contact with your skin or fingers. Otherwise, the moisture from your skin could cause a discharge of the battery, which could produce certain chemical substances causing you to receive a chemical burns.

## ⚠ Warnings — Circuit Design for Back-up Use

This is a primary battery and cannot be charged. If used in memory or RTC back-up applications, be sure to use diodes to prevent charging from the main power source or other batteries, and a protective resistor to regulate the current as shown in the figure below. Note that the points described below should be taken into careful consideration when selecting diodes and protective resistors.



### ■ Supplied voltage to load

Because a diode and a resistor generate the voltage drop on operating, please take into consideration these voltage drops for supplied voltage to load.

### ■ Using diodes to prevent charging

Please choose diodes with leak current as small as possible. Please keep the charged capacity due to leak current to within 1% of nominal capacity.

### ■ Using and setting protective resistors

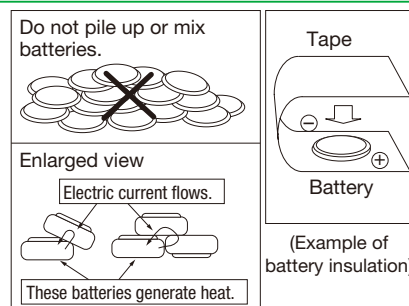
A protective resistor is used to prevent the battery from being charged by large surges of current during diode failure. Please set the resistor so that the maximum current shown in the right table is not exceeded. For example, say a CR2032 battery is used in sample circuit (A) in combination with a main power source 5 volt. Since the permitted charge current is 10mA and this battery's voltage is 3V, let the resistor be  $R \geq (5V-3V)/10mA = 0.2k \text{ ohm}$ , meaning that at least 0.2k ohm is required.

Type	Maximum Current
CR2450HR	15mA
CR2450HR-Ex	15mA
CR2050HR	10mA
CR2450	15mA
CR2430	15mA
CR2032H	10mA
CR2032	10mA
CR2025	10mA
CR2016	10mA
CR1632	4.0mA
CR1620	4.0mA
CR1616	2.5mA
CR1220	3.0mA
CR1216	2.5mA
CR1025	2.5mA
CR17450	20mA
CR17335	20mA

Note: If the diodes broke down, it is necessary for safety to replace them as soon as possible even though using a protective resistor. Considering the trouble of diodes and resistors, other safety measures should be incorporated in the circuit design.

## ⚠ Warnings — Disposal

The battery may be regulated by national or local regulation. Please follow the instructions of proper regulation. As electric capacity is left in a discarded battery and it comes into contact with other metals, it could lead to distortion, leakage, overheating, or explosion, so make sure to cover the (+) and (-) terminals with friction tape or some other insulator before disposal.



## ⚠ Caution — Handling/Storage

### ■ Never expose the battery to ultrasonic sound.

Exposing the battery to ultrasonic sound may cause short-circuiting because the inside material is broken into pieces, leading to distortion, leakage, overheating, explosion, or fire.

### ■ Never subject the battery to severe shock.

Dropping, throwing or stomping on the battery may cause distortion, leakage, overheating, explosion, or fire.

### ■ Never short-circuit the battery while installing into equipment.

Please be careful when installing the battery not to short-circuit it with metal portions of the equipment.

### ■ Use the correct battery suitable for the equipment.

The battery may not be suitable for the specific equipment due to the using conditions or type of equipment. Please select the suitable battery according to the handling instructions of the equipment.

### ■ Never use or leave the battery in a hot place such as under the direct rays of the sun or in a car in hot weather.

If you do, this may cause distortion, leakage, overheating, explosion, or fire.

### ■ Never allow the battery to come in contact with water.

If it does, this may cause the battery to rust or lead to distortion, leakage, overheating, explosion, or fire.

### ■ Never store the battery in a hot and highly humid environment.

Doing so may cause the performance of the battery to deteriorate. In certain environments, this may lead to distortion, leakage, overheating, explosion, or fire.

### ■ Keep contact pressure more than 2N.

The battery voltage may be lower than intended value because of poor contact condition, please keep contact pressure more than 2N for suitable contact resistance.

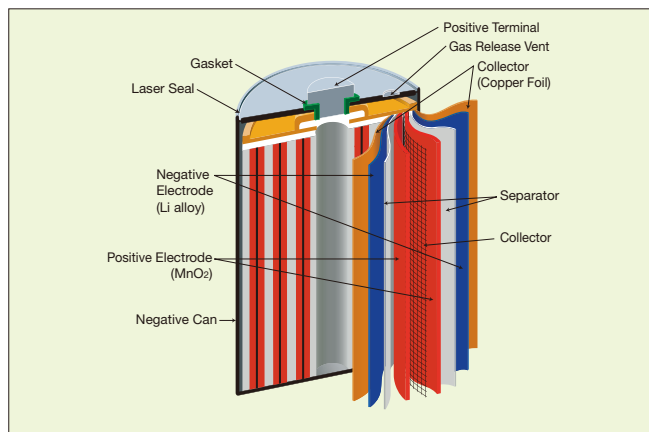
## Cylindrical Type Lithium Manganese Dioxide Battery



## Overview

Maxell's cylindrical type lithium manganese dioxide battery realizes stable discharge characteristics with its original sealing structure, improved electrical-conductivity structure, and negative electrode material. This battery's high reliability makes it ideal for use as a power source in industrial applications such as security devices and electronic meters. Assembled batteries can also be produced to meet special customer requirements. For details, please contact your nearest Maxell dealer or distributor.

## Construction



## Principle and Reactions

The cylindrical type lithium manganese dioxide battery uses manganese dioxide ( $\text{MnO}_2$ ) as its positive active material, and lithium (Li) as its negative active material.

## Battery reactions

Positive reaction:  $\text{MnO}_2 + \text{Li}^+ + \text{e}^- \rightarrow \text{MnOOLi}$

Negative reaction:  $\text{Li} \rightarrow \text{Li}^+ + \text{e}^-$

Total reaction:  $\text{MnO}_2 + \text{Li} \rightarrow \text{MnOOLi}$

## UL Recognized Components

The cylindrical type lithium manganese dioxide battery is a UL (Underwriters Laboratories Inc.) recognized component. (Technician Replaceable)

Recognized models: CR17450 A, CR17335 A, CR17450, CR17335  
Certification Number: MH12568

## Features

## Long-term reliability of 10 years\*

The employment of a heat-resistant gasket and a laser-seal structure prevents water intrusion and electrolyte evaporation, ensuring a long-term reliability of 10 years. The self-discharge rate is about 0.5% per year.

## Stable discharge characteristics

The original negative electrode material maintains low internal resistance even at high depths of discharge and ensures stable discharge.

## Superior low-temperature characteristics

## High safety due to internal short-circuit prevention structure

\* Designed lifetime at 20 deg. C when not yet used.

Actual lifetime will vary depending on conditions such as discharge current and temperature.

## Applications

- Security Devices
- Communication Tags
- ETC (Electronic Toll Collection System)
- Home Fire/Smoke Alarms
- Electronic Meters (Water, Gas, Electricity)
- Memory Backup Power

## Products

Model	CR17450 A	CR17335 A
Nominal Voltage (V)	3	3
Nominal Capacity (mAh)**	2500	1650
Nominal Discharge Current (mA)	5	5
Operating Temperature Range (deg. C)	-40 to +85	-40 to +85
Dimensions* Diameter (mm) X Height (mm)	17 x 45	17 x 33.5
Weight (g)*	22	17

\* Dimensions and weight are for the battery itself, but may vary depending on terminal specifications and other factors.

\*\* Nominal capacity indicates duration until the voltage drops down to 2.0V when discharged at a nominal discharge current at 20 deg. C.

• Data and dimensions are just reference values. For further details, please contact your nearest Maxell dealer or distributor.

## External Dimensions (unit : mm)

CR17450 A VO-T3	CR17450 A WK 41	CR17335 A VO-T3	CR17335 A WK 11
	<p>Housing: PHR-2 (JST) Contact: SPH-002T-P0.5S (JST) Lead Wire: AWG26 UL1007</p>		<p>Housing: PHR-2 (JST) Contact: SPH-002T-P0.5S (JST) Lead Wire: AWG26 UL1007</p>

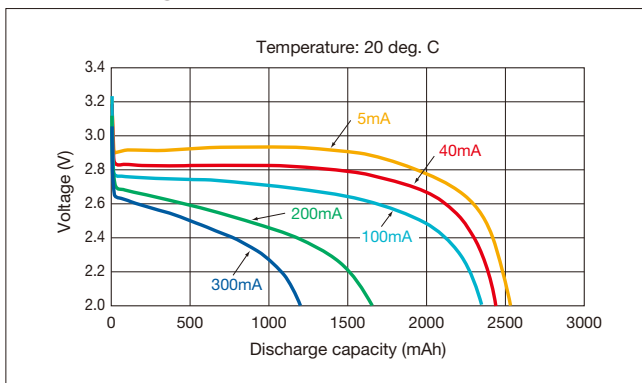
: Tin plating

: Horizontal & Through hole Type

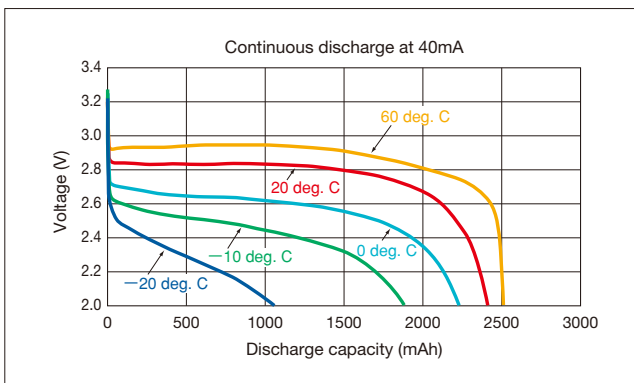
: Wire connector Type

## CR17450 A (2500mAh)

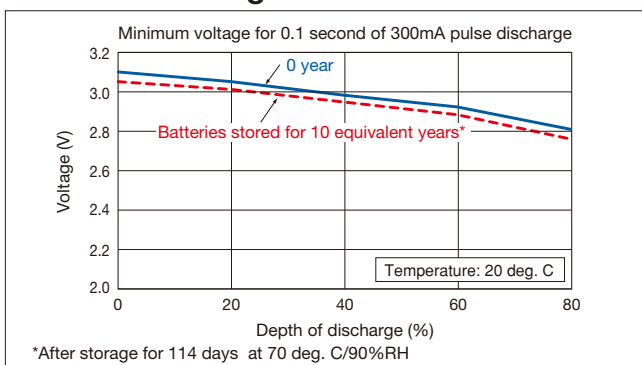
## Discharge characteristics



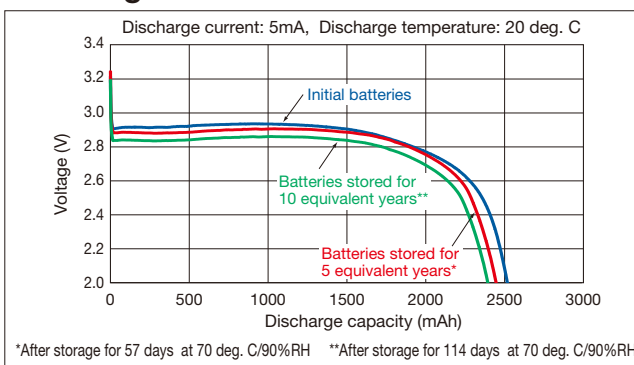
## Temperature characteristics



## Pulse discharge characteristics

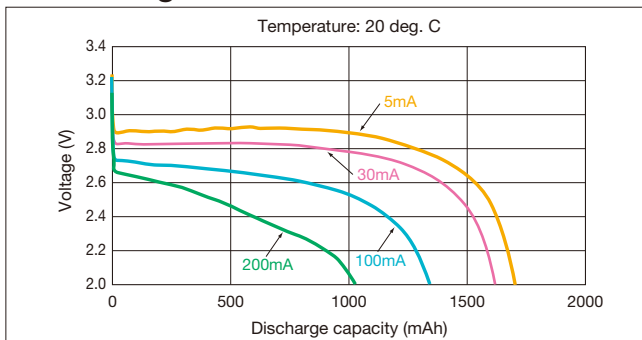


## Storage characteristics

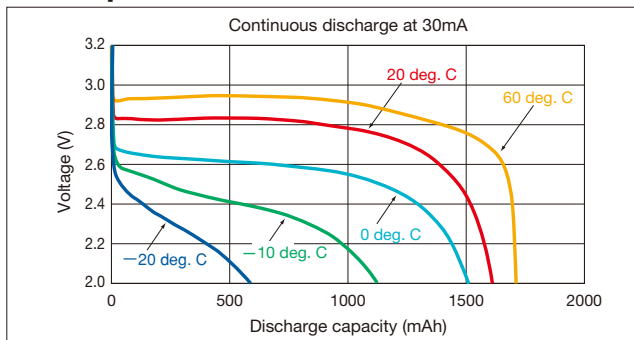


## CR17335 A (1650mAh)

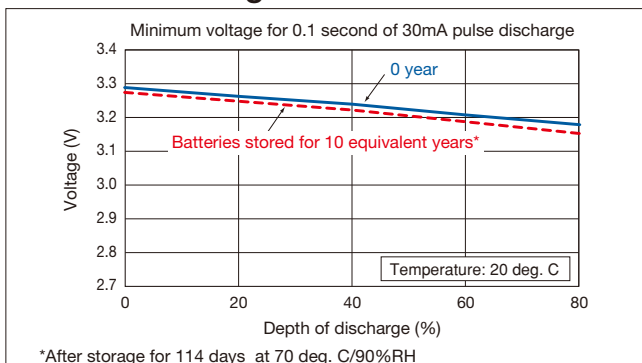
## Discharge characteristics



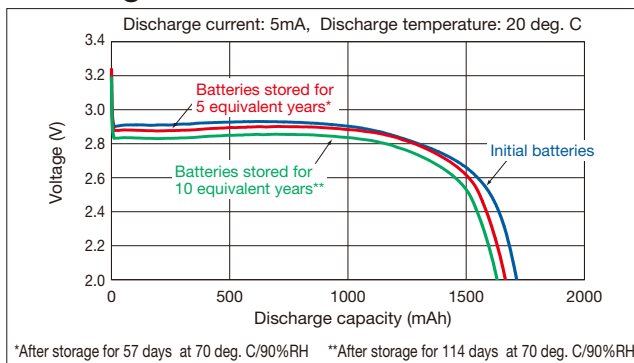
## Temperature characteristics



## Pulse discharge characteristics



## Storage characteristics







## Dangerous Goods Transportation Regulations for Lithium Cells and Batteries

Some transportation regulations have been recently revised and will come into effect after Jan. 1, 2013. Revised UN recommendations require cells and batteries to be manufactured under a quality management program. This requirement has been incorporated into the IMDG Code and ICAO TI/IATA DRG. Maxell factories have been certified for ISO 9001 and therefore meet this requirement.

- 1) Transportation except by air: Actual operation is the same as before. (see ref.)
- 2) Air transportation: Former packing instructions 965 and 968 have been divided into Section I (class 9 dangerous goods) and Section II (exempt from class 9 dangerous goods). The revised packing instructions consist of Section IA, Section IB and Section II. Section IA (class 9 dangerous goods) is almost the same as the former Section I. Former Section II is divided into Section IB (class 9 dangerous goods) and Section II (exempt from class 9 dangerous goods). The new Section IB covers items that were formerly exempted from regulation but which must be shipped as class 9 dangerous goods from 2013. A summary is shown in the following table. Please use updated IATA regulations (54th edition and later) to confirm details.

### Technical Instructions for lithium metal batteries (PI 968)





Section		Section II		Section IB	Section IA
Lithium Metal Content		Cell: ≤ 0.3 g Battery: ≤ 0.3 g	Cell: ≤ 1.0 g Battery: ≤ 2.0 g	Cell: ≤ 1.0 g Battery: ≤ 2.0 g	Cell: > 1.0 g Battery: > 2.0 g
Package Limits	Quantity	N/A	≤ 2 batteries or ≤ 8 cells	> 2 batteries or > 8 cells	N/A
	Weight	2.5 kg net weight	N/A	2.5 kg gross weight Passenger and cargo aircraft	2.5 kg net weight (Pass.) 35 kg net weight (Cargo)
Classification		Exempted		<b>Class 9</b>	
Packaging		1.2 M drop test			UN performance packaging
Labels		 Note 1)	 Note 2)	 Note 3)	 Note 3)
Documents		Invoice (Air Waybill) Additional document		<b>Air Waybill</b> Additional document	<b>Declaration for DG</b> <b>Air Waybill</b>
Training		Adequate instructions		<b>DG training</b>	

Note 1): Handling label    Note 2): Class 9 hazardous label

Note 3): Cargo aircraft only label    1) For USA: Label is required for Section IB or Section IA.

2) Not for USA: Label is required for Section IA and over 2.5 kg of packing weight.

### Technical Instructions for lithium ion batteries (PI965)

Section		Section II		Section IB	Section IA
Watt Hour Rating		Cell: ≤ 2.7 Wh Battery: ≤ 2.7 Wh	Cell: ≤ 20 Wh Battery: ≤ 100 Wh	Cell: ≤ 20 Wh Battery: ≤ 100 Wh	Cell: > 20 Wh Battery: > 100 Wh
Package Limits	Quantity	N/A	≤ 2 batteries or ≤ 8 cells	> 2 batteries or > 8 cells	N/A
	Weight	2.5 kg net weight	N/A	10 kg gross weight Passenger and cargo aircraft	5 kg net weight (Pass.) 35 kg net weight (Cargo)
Classification		Exempted		<b>Class 9</b>	
Packaging		1.2 M drop test			UN performance packaging
Labels		 Note 4)	 Note 4)	 Note 4)	 Note 4)
Documents		Invoice (Air Waybill) Additional document		<b>Air Waybill</b> Additional document	<b>Declaration for DG</b> <b>Air Waybill</b>
Training		Adequate instructions		<b>DG training</b>	

Note 4): Cargo aircraft only label: Label is required for Section IA and over 2.5 kg of packing weight.

(Ref.)

Except air transportation, the necessary requirements to transport lithium metal batteries or lithium ion batteries as exempted from class 9 dangerous goods (non-restricted goods) are as follows;

### **1. The minimum requirements to transport lithium metal batteries;**

- 1) For a lithium metal or a lithium alloy cell, the lithium content must not be more than 1 g. For a lithium metal or lithium alloy battery, the aggregate lithium content must not be more than 2 g.
- 2) Each cell or battery must be of the type proven to meet the requirement of each test in the UN Manual of Tests and Criteria, 5th revised edition, Part III, sub-section 38.3.
- 3) A battery handling label must be displayed on each package. A telephone number must be printed on the label for additional information.
- 4) Each consignment must be accompanied by a document for transport with an indication that:  
the package contains lithium metal cells or batteries;  
the package must be handled with care and that a flammability hazard exists if the package is damaged;  
special procedure should be followed in the event that the package is damaged, to include inspection and repackaging if necessary;  
and a telephone number for additional information.
- 5) Each package must be capable of withstanding a 1.2 m drop test.

### **2. The minimum requirements to transport lithium ion batteries;**

- 1) For lithium ion cells, the Watt-hour rating is not more than 20 Wh. For lithium ion batteries, the Watt-hour rating is not more than 100 Wh. The Watt-hour rating must be marked on the outside of the battery case except for batteries manufactured before January 1, 2009.
- 2) Each cell or battery is of the type proven to meet the requirement of each test in the UN Manual of Tests and Criteria, 5th revised edition, Part III, sub-section 38.3.
- 3) A battery handling label must be displayed on each package. A telephone number must be printed on the label for additional information.
- 4) Each consignment must be accompanied by a document for transport with an indication that:  
the package contains lithium ion cells or batteries;  
the package must be handled with care and that a flammability hazard exists if the package is damaged;  
special procedure should be followed in the event the package is damaged, to include inspection and repackaging if necessary; and  
a telephone number for additional information.
- 5) Each package must be capable of withstanding a 1.2 m drop test.

Maxell will provide certificates for 1) and 2) as the need arises. Documentation for 3) and 4) needs to be prepared by the customer. If our package is used for transport, Maxell will provide the certificate for 5) as the need arises. However, if the customer's package is used, the customer must confirm the package can withstand a 1.2 m drop test. Furthermore, even if our package is used for transport, the telephone number printed on the label must be changed to that of the sender (customer).



## Certified Management Systems (Japan)

### ISO 14001

The Maxell group has been certified for the ISO14001 Environmental Management System and has made efforts to reduce environmental impacts throughout the product lifecycle.



ISO14001  
Hitachi Maxell, Ltd.  
Certificate No.: EC97J1148  
Registration Date: December 24, 1997  
Recertification Date: December 15, 2011  
Certificate Expiry: December 14, 2014  
Scope of Registration: Development, design, manufacture, sales and related services of information media, batteries, parts, devices and electronic appliances

### ISO9001



ISO9001  
HITACHI MAXELL, LTD.  
ENERGY DIVISION  
MICRO BATTERY DEPARTMENT  
Certificate Number: JQA-0986  
Registration Date: September 29, 1995  
Last Renewal Date: December 19, 2012  
Expiry Date: December 18, 2015

Scope of Registration: The design/development and the manufacture of cylindrical alkaline battery, silver oxide battery, alkaline button battery, manganese dioxide lithium battery (coin type and cylindrical type), thionyl chloride lithium battery, manganese dioxide lithium rechargeable battery, titanium carbon lithium rechargeable battery and coin type lithium rechargeable battery.



ISO9001  
HITACHI MAXELL, LTD.  
ENERGY DIVISION  
LITHIUM ION BATTERY DEPARTMENT  
Certificate Number: JQA-3029  
Registration Date: January 29, 1999  
Last Renewal Date: December 27, 2011  
Expiry Date: December 26, 2014

Scope of Registration:  
• The design/development and manufacture of lithium-ion rechargeable battery.  
• The design/development and manufacture (outsources) of lithium-ion rechargeable battery.

### ISO/TS 16949



JQA-AU0078

ISO/TS16949  
HITACHI MAXELL, LTD.  
ENERGY DIVISION  
MICRO BATTERY DEPARTMENT  
ONO WORKS  
Certificate Number: JQA-AU0078  
Registration Date: January 7, 2005  
Last Renewal Date: January 7, 2011  
Expiry Date: January 6, 2014

Remote Supporting Functions: MAXELL EUROPE LTD.  
MAXELL CORPORATION OF AMERICA

Scope of Registration: The design/development and manufacture of manganese dioxide lithium batteries (coin type) for automobile use.



**Hitachi Maxell, Ltd.**  
2-18-2, Iidabashi,  
Chiyoda-ku, Tokyo  
102-8521 Japan  
Tel: (+81) 3-3515-8249  
Fax: (+81) 3-3515-8305

Visit our website at: [biz.maxell.com](http://biz.maxell.com)

## NORTH AMERICA / SOUTH AMERICA

### Maxell Corporation of America

#### Main Office:

3 Garret Mountain Plaza, 3rd Floor,  
Suite #300, Woodland Park, NJ  
07424, U.S.A.  
Tel: (+1) 973-653-2400  
Fax: (+1) 973-653-2450  
Web Site:  
<http://www.maxell-usa.com/>

#### Canada Branch:

237 Romina Drive, Suite 200  
Concord, Ontario L4K 4V3, Canada  
Tel: (+1) 905-669-8107  
Fax: (+1) 905-669-8108  
Web Site:  
<http://www.maxellcanada.com/>

### Maxell Latin America

Plaza Btresh - Calle 50,  
Panama City, Panama  
Tel: (+507) 269-6291  
Fax: (+507) 263-4413  
Web Site:  
<http://www.maxellpan.com/>

## EUROPE

### Maxell Europe Ltd.

#### European Headquarters & UK Sales Office:

Whitebrook Park, Lower Cookham  
Road, Maidenhead, Berkshire  
SL6 8YA, UK  
Tel: (+44) 1628-41-2012  
Fax: (+44) 1628-41-2010  
E-mail: [hq@maxell.eu.com](mailto:hq@maxell.eu.com)  
(European Headquarters)  
[sales@maxell.eu.com](mailto:sales@maxell.eu.com)  
(UK Sales Office)  
Web Site:  
<http://www.maxell.eu.com>

#### German Branch:

Mollsfeld 2 40670 Meerbusch  
Germany  
Tel: (+49) 2159-913-0  
Fax: (+49) 2159-913-150  
E-mail: [mdg@maxell.eu.com](mailto:mdg@maxell.eu.com)

#### French Branch:

15 Rue Des Oziers PA Du Vert Galant,  
BP 97091, St Ouen L'Aumone 95 052  
Cergy-Pontoise Cedex, France  
Tel: (+33) 1-3424-8811  
Fax: (+33) 1-3075-5677  
E-mail: [mfrinfo@maxell.eu](mailto:mfrinfo@maxell.eu)

#### Italian Branch:

Via Dante 2 21100 Varese, Italy  
Tel: (+39) 03-3228-1959  
Fax: (+39) 03-3228-8691  
E-mail: [info@maxell.eu](mailto:info@maxell.eu)

#### Hungarian Branch:

Magyarorszagi Foktelepe H-1095  
Budapest Mariassy Utca 7 Hungary  
Tel: (+36) 1-464-3800  
Fax: (+36) 1-464-3801  
E-mail: [mhu@maxell.eu](mailto:mhu@maxell.eu)

## ASIA

### Hitachi Maxell Global, Ltd.

#### Main Office:

Suites 807-811, 8th Floor, South  
Tower, World Finance Centre,  
Harbour City, 17 Canton Road,  
Kowloon, Hong Kong  
Tel: (+852) 2730-9243  
Fax: (+852) 2735-6250  
E-mail: [maxell@maxell.com.hk](mailto:maxell@maxell.com.hk)  
Web Site:  
<http://www.maxell.com.hk/>

#### Vietnam Office:

Room No. 15, Mezzanine Floor,  
Sun Wah Tower, 115 Nguyen Hue  
Boulevard, District 1, Ho Chi Minh  
City, Vietnam  
Tel: (+84) 8-3821-9183  
Fax: (+84) 8-3821-9181  
E-mail: [maxellvn@saigonnet.vn](mailto:maxellvn@saigonnet.vn)

### Maxell (Shanghai) Trading Co., Ltd.

#### Main Office:

1801, Plaza 336, No.336, Xi Zang  
Middle Road, Shanghai 200001, China  
Tel: (+86) 21-3330-3377  
Fax: (+86) 21-3330-4001  
E-mail: [maxell@maxell.net.cn](mailto:maxell@maxell.net.cn)  
Web Site:  
<http://www.maxell.com.cn/>

#### Beijing Office:

1009 Tower3, Beijing International  
Center, No 38 Dongsanhuan Bei Road,  
Chaoyang District, Beijing 100026,  
China  
Tel: (+86) 10-8587-0215  
Fax: (+86) 10-8587-0238  
E-mail: [maxell@maxell.net.cn](mailto:maxell@maxell.net.cn)

### Maxell (Shenzhen) Trading Co., Ltd.

Room 1707, Golden Central Tower 17F,  
Jintian Road, Futian District, Shenzhen  
518048, China  
Tel: (+86) 755-8280-5220  
Fax: (+86) 755-8280-5695

### Maxell Taiwan, Ltd.

14F, No. 111, Sung Chiang Road,  
Taipei 104, Taiwan  
Tel: (+886) 2-2516-5553  
Fax: (+886) 2-2516-4804  
E-mail: [maxell@maxell.com.tw](mailto:maxell@maxell.com.tw)  
Web Site:  
<http://www.maxell.com.tw/>

### Maxell Asia (Singapore) Pte. Ltd.

#### Main Office:

10 Anson Road, #25-06, International  
Plaza, Singapore 079903  
Tel: (+65) 6220-9291  
Fax: (+65) 6220-6070  
Web Site:  
<http://www.maxell.com.sg/>

#### Chennai Office:

C/o NICHE BUSINESS CENTRE.  
No:10, First Floor, Second Avenue,  
Harrington Road, Chetpet, Chennai-600031, India  
Tel: (+91) 44-2836-5152

#### Mumbai Office:

No. 915, IJIMIMA METROLEX, New Link Road,  
Malad-West, Mumbai-400064, India  
Tel: (+91) 22-3212-8193

